



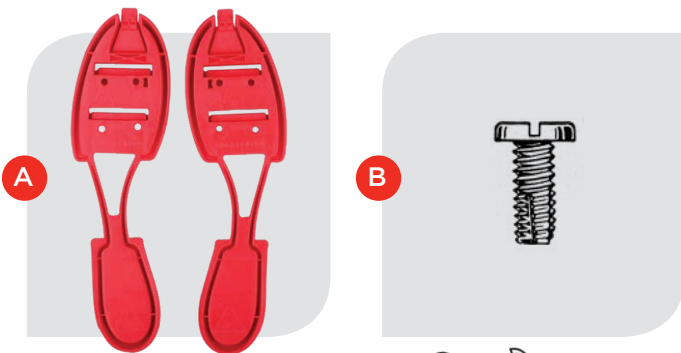
FITMENT GUIDE

BAT LOGIC ShoePlate Tops



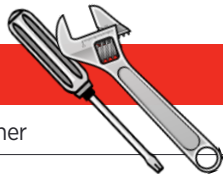
ShoePlate Tops pack contains:

- ▶ 2 x ShoePlate Tops (1 x left & 1 x right) **A**
- ▶ 8 x 8mm Flat-Head Screws (for shoe attachment) **B**



Equipment needed:

- ▶ Philips Head Screw Driver and Spanner



Associated products:

ErgAdaptor

Enjoy all of the benefits of the QuickRelease System on the ergo. Click from boat to erg.



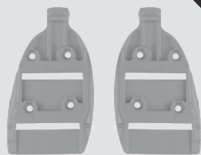
CustomPack

Customize your QuickRelease System to adjust for leg length discrepancy or added heel load.



BasePlates

The ShoePlate Tops click into the BasePlates which are affixed to the boat or ErgAdaptor and are required for the system to function. Should you not already have BasePlates, you will need to purchase these separately.



THE SHOEPLATE TOPS ARE COMPATIBLE WITH ALMOST ALL ROWING SHOES.



SAFETY WARNING: FISA approved heel restraints must be used while rowing. The QuickRelease System is not designed for walking. Walking on it may cause injury.



FOR FURTHER INFORMATION
PLEASE VISIT OUR WEBSITE

WWW.BATLOGIC.NET

STEP 1 – ATTACH YOUR ROWING SHOES TO YOUR SHOEPLATE TOPS

Remove your shoes from the boat (if not new) and attach them, +/- CustomPack, to the ShoePlate Tops using your current screws or the 8 T-head screws (F) in the screw bag with the red zip. Do not ever use counter sunk screws to fit the shoe to your ShoePlates. Tighten screws in a diagonal pattern (i.e. top right to bottom left and then bottom right to top left).

Do not overtighten – hand tighten only if using a screw driver, if using a drill, 5Nm max torque. Ensure all screws are evenly tightened.

**STEP 2 – ENGAGE YOUR SHOEPLATE TOPS INTO THE BASEPLATE**

Line up the ShoePlate Top with the front tab of the BasePlate (which you already have attached on your boat / ErgAdaptor). Place it on top and slide the ShoePlate Top upwards to engage into the BasePlate, you should hear a click.

**STEP 3 – TO RELEASE**

Pull up on the release tab located at the toe of the ShoePlate Top to unlock it, slide the ShoePlate Top downwards to disengage from the BasePlate. You can now clip off or untie your heel restraints.



YOUR BOAT, YOUR SETTINGS, ANYTIME, ANYWHERE. BAT LOGIC.